


ROCKER SWITCHES (continued)

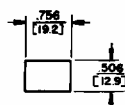
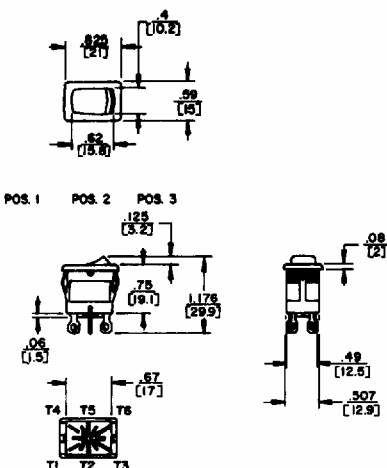
SERIES 150 - SINGLE AND DOUBLE POLE, 2- AND 3-POSITION NON-ILLUMINATED ROCKER SWITCHES (REPLACES SERIES 100 EXCEPT DEPTH BEHIND PANEL IS GREATER).

High current rocker switches snap into panel openings for new and retrofit/replacement applications. Switches are UL and CSA recognized. Illuminated or non-illuminated, 2- and 3-position switches with locking action are available. A wide range of circuitry, terminals and colors are also available. UL and CSA recognized switches have up to 8 A switching; 1A, 1C or 2C circuitry; solder or .187 inch quick connect terminals; locking or momentary action; black housings; and black, red/black or red rockers. Snaps into a .756 +.004/-0 inch (19.2 +0/-0.1mm) x .508 +.004/-0 inch (12.9 +.1/-0mm) panel openings from front. Dimensions: .825 inch (20.95mm) long x .59 inch (4.98mm) wide x 1.04 inch (26.42mm) maximum depth from front of panel. Current ratings: 4 A, 250 VAC and 8 A, 125 VAC (UL and CSA).


Series 150

Part Number	Circuitry ¹	Terminals	Housing Color	Rocker Color	Legend
150B98NN	1A, ON-OFF	0.187 (4.75 mm) Quick Connect	Black	Black	—
150B98NNR	1A, ON-OFF	0.187 (4.75 mm) Quick Connect	Black	Black/Red	—
150B98NR	1A, ON-OFF	0.187 (4.75 mm) Quick Connect	Black	Red	—
152B2NN	1C, ON-ON	0.080 (2.03 mm) Solder Lug	Black	Black	—
152B2NNE	1C, ON-ON	0.080 (2.03 mm) Solder Lug	Black	Black	1-0 (Vertical)
152B6NN	1C, ON-ON	0.187 (4.75 mm) Solder Lug	Black	Black	—
152B6NNE	1C, ON-ON	0.187 (4.75 mm) Solder Lug	Black	Black	1-0 (Vertical)
153B2NN	1C, ON-(ON)	0.080 (2.03 mm) Solder Lug	Black	Black	—
162B2NN	2C, ON-ON	0.080 (2.03 mm) Solder Lug	Black	Black	—
162B2NNE	2C, ON-ON	0.080 (2.03 mm) Solder Lug	Black	Black	1-0 (Vertical)
162B6NN	2C, ON-ON	0.187 (4.75 mm) Solder Lug	Black	Black	—
162B6NNE	2C, ON-ON	0.187 (4.75 mm) Solder Lug	Black	Black	1-0 (Vertical)
163B2NNR	2C, ON-(ON)	0.080 (2.03 mm) Solder Lug	Black	Black/Red	—

¹All switches have locking action, except 153B2NN and 163B2NNR are momentary action.
() = momentary



PANEL MOUNTING
 .03" (.762mm) minimum to
 .156" (3.96mm) maximum panel
 thickness. Cut hole in actual material
 for test fit is recommended.

